


CSW5000Q

4 Camera Color Quad-View Switcher

User's Guide



AUDIOVOX SPECIALIZED APPLICATIONS, LLC

www.asaelectronics.com

- + Please read carefully before installing the products.
- + Specifications are subject to change without notice.

TABLE OF CONTENTS

IMPORTANT SAFETY INSTRUCTIONS

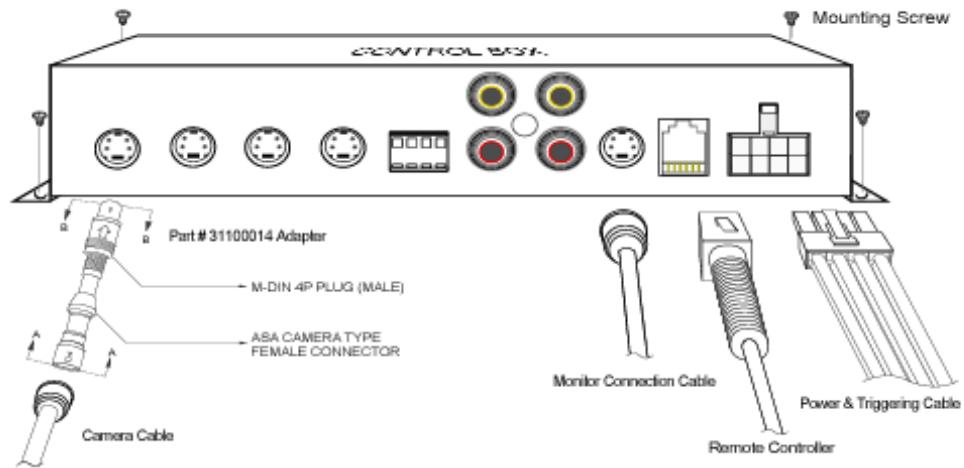
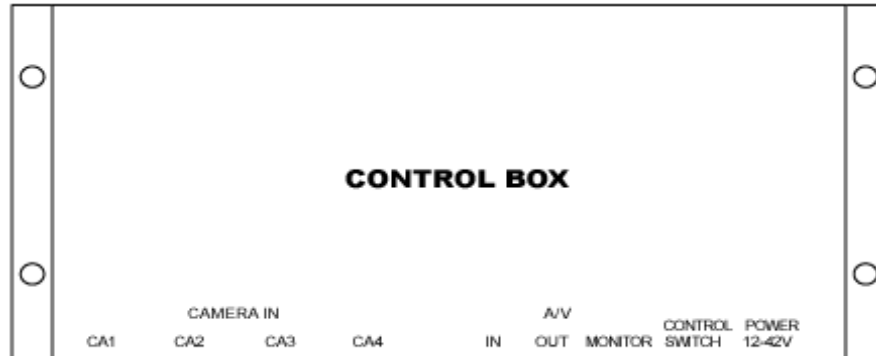
FEATURES

INSTALLATION & CONTROL KEYS

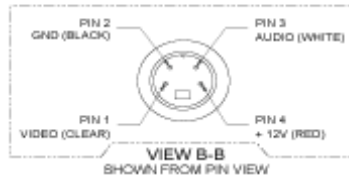
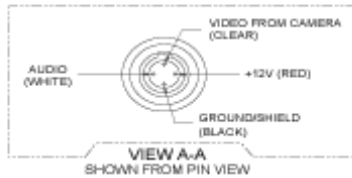
- 4 CAMERAS
- QUAD-VIEW
- A/V
- 4 CAMERAS SEQUENTIAL SCANNING
- AUTOMATIC TRIGGERING

SPECIFICATIONS & PACKAGE CONTENTS

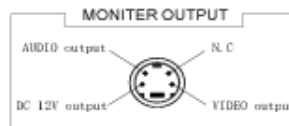
Installation



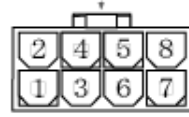
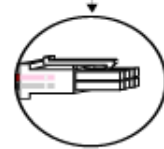
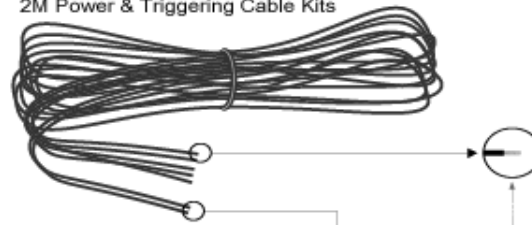
* The 31100014 adapter cable is required to interface with each Voyager camera/cable.



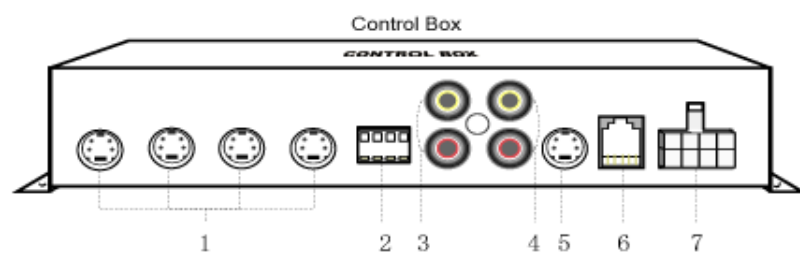
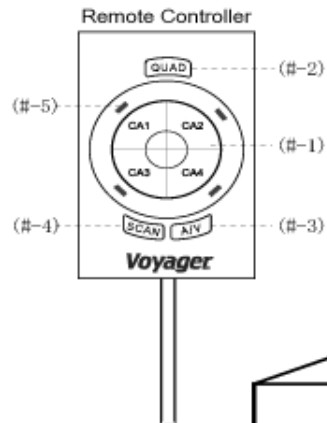
Control Key



2M Power & Triggering Cable Kits



1. GREEN : CA1 Trigger (DC 12~42V)
2. WHITE : CA2 Trigger (DC 12~42V)
3. BROWN : CA3 Trigger (DC 12~42V)
4. BLUE : CA4 Trigger (DC 12~42V)
5. YELLOW : Trigger5 (QUAD)
6. BLACK : GND
7. BLACK : GND
8. RED : B+(12~42V DC IN)



4 CAMERAS

Select the button (#-1) to display the corresponding camera in full screen mode.

QUAD

Push the QUAD button (#-2) to see all cameras in one screen. In this mode, the audio will be available only with CA1.

A/V

Push A/V button (#-3) to see A/V device that is connected to A/V-In terminal(4)

4 CAMERAS SEQUENTIAL SCANNING

Push the SCAN button(#-4) to adjust the sequential dwell time. You may adjust the time from 1 to 9 seconds by pressing this button. One push changes 1 second. You can see the change of time on the monitor screen.

AUTOMATIC TRIGGERING

There are total 5-triggering wires(10). Connect the wires according to your purpose to see the cameras. All trigger inputs feature a 2 second time delay to avoid flickering caused by on/off cycled inputs such as turn signals. The QUAD triggering can be connected to some power source which can supply power when you want to see QUAD screen automatically..

.

.

.

SPECIFICATIONS

* Video Signal	NTSC
* Input Power	12V DC ~ 42V DC Input
* Connectors	4 Camera In : 4-Pin Mini Din/12V DC Outl 1 A/V In : 2-RCA 2 A/V Out 1) 2-RCA for Recorder (VCR or DVR) 2) 4-Pin Mini Din/12V 1A DC Out for Monitor
* 5-Auto Triggerings	Control Switch : RJ-11 Power Input & Auto Triggering : 8-Pin Molex 12V DC ~ 42V DC Input with 2 second dwell time
* Wired Control Switch	Camera 1 ~ Camera 4 (Full Screen Mode) Quad Model A/V Mode Scan Mode 1) 4-Camera Auto Scan 2) Adjustable Dwell Time (1sec. ~ 9sec.) 4 Meter Cable (2 Meter Curling + 2 Meter Straight)
* Operating Temperature	-15;ÆC ~ +70;ÆC (5 ~ 158;ÆF)
* Power Consumption	1.8A Max.
* Dimensions	190.5(W) x 36.5(H) x 107.5(D) mm

Package Contents

Control Box
Wired Remote Controller
Power & Triggering Cable Kits : 2 meter
Monitor Connection Cable : 2 meter
(4-Pin Mini Din + 2 RCA & 1 DC Power Jack)
Mounting Screws Kits
User's GuideSpecifications6

WARRANTY

90 DAY / 12 MONTH LIMITED WARRANTY

AUDIOVOX SPECIALIZED APPLICATION, LLC (the Company) warrants to the original retail purchaser of this product that should this product or any part thereof, under normal use and conditions, be proven defective in material or workmanship within 90 days from the date of original purchase, such defect(s) will be repaired or replaced (at the Company's option) without charge for parts and repair labor. After the initial 90 day period and for a period of 12 months from the date of original purchase, the Company will supply at no charge a replacement for any defective part(s), but will charge for the labor to repair the product.

To obtain repair or replacement within the terms of this warranty, the product is to be delivered with proof of warranty coverage (e.g. dated bill of sale), specification of defect(s), transportation prepaid, to an approved warranty station, or the Company at the address shown below.

This warranty does not extend to the elimination of externally generated static or noise, to the correction of antenna problems, to costs incurred for removal or reinstallation of the product, or to damage to any tapes, speakers, accessories, or electrical systems.

This warranty does not apply to any product or part thereof which, in the opinion of the Company, has been damaged through alteration, improper installation, mishandling, misuse, neglect, or accident. **THE EXTENT OF THE COMPANY'S LIABILITY UNDER THIS WARRANTY IS LIMITED TO THE REPAIR OR REPLACEMENT PROVIDED ABOVE, AND, IN NO EVENT, SHALL THE COMPANY'S LIABILITY EXCEED THE PURCHASE PRICE PAID BY THE PURCHASER FOR THE PRODUCT.**

This warranty is in lieu of all other express warranties or liabilities. **ANY IMPLIED WARRANTIES, INCLUDING ANY IMPLIED WARRANTY OF MERCHANTABILITY, SHALL BE LIMITED TO THE DURATION OF THIS WARRANTY. ANY ACTION FOR BREACH OF ANY WARRANTY HEREUNDER INCLUDING ANY IMPLIED WARRANTY OF MERCHANTABILITY MUST BE BROUGHT WITHIN A PERIOD OF 30 DAYS FROM THE DATE OF ORIGINAL PURCHASE. IN NO CASE SHALL THE COMPANY BE LIABLE FOR ANY CONSEQUENTIAL OR INCIDENTAL DAMAGES FOR BREACH OF THIS OR ANY OTHER WARRANTY, EXPRESS OR IMPLIED, WHATSOEVER.** No person or representative is authorized to assume for the Company any liability other than expressed herein in connection with the sale of this product.

Some states do not allow limitations on how long an implied warranty lasts or the exclusion or limitation of incidental or consequential damages so the above limitations or exclusions may not apply to you. This warranty gives you specific legal rights and you may also have other rights which vary from state to state.

AUDIOVOX SPECIALIZED APPLICATION, LLC
Visit us at www.asaelectronics.com